

ENGINEERING DATA


PH 10.22 HRV model

Heat Recovery Ventilator

70 CFM (33 L/s) to 220 CFM (104 L/s)

Item No. 100077 (PH 10.22 Greentek)

Item No. 100836 (PH 10.22 Imperial)



FEATURES

- 4 operating modes (Econo*, Intermittent, Continuous & High)
- 100% variable speed
- Integrated door pressure balancing taps
- ISF™ 6" (152.5 mm) dia. collar system
- Proportional defrost sequence
- SPM™ Single Person Mounting system
- Permanent lubrication PSC motors

**Econo ventilation mode offered when Vectra Series wall controls model EHC1.0TC or EHC1.5DC are connected to system.*

APPLICABLE REQUIREMENTS

- HVI Certified
- CSA C439 Standard - Packaged Heat/Energy Recovery Ventilators (HRV/ERV)
- CSA Standard CSA 22.2 N° 113 - Fans and ventilators
- UL Standard 1812. Ducted Heat/Energy Recovery Ventilators (HRV/ERV)

OPTIONAL ACCESSORIES

- MERV 8 Inline 6" (152.5 mm) filter box
- R-2 Style high performance supply & exhaust ventilation hoods

CABINET

- 20 gauge galvanized pre-painted steel corrosion resistant
- Cabinet liner: Molded Expanded Polystyrene (EPS) Rated UL94 HF-1

ELECTRONIC COMPONENTS

- Electrical Input Voltage: 120 VAC/60Hz / 1-Phase.
- Electrical Input Current: 1.5 Amps Max
- Circuit output voltage: 5VDC nominal
- Integrated auxiliary furnace interlock relay
- RoHs compliant

MOTORS

- Two permanent sealed, lubricated variable speed PSC Motors. (Maintenance free)
- Maximum RPM 2695 / Horsepower; 3/32 HP. Class F, thermally protected
- CSA 22.2 #113-10, clause 8.3.5 – Backup protection – totally enclosed motor

POLYPROPYLENE HRV CORE

- Dimensions 12"x 12"x 15" depth (304.8 mm x 304.8 mm x 381 mm)
- Corrugated cross-flow polypropylene layers, rated UL94 HB & HF-1
- Cross-flow that transfers sensible heat
- Endure harsh temperatures; effective in cold climates
- Water washable

DUOTROL™ BALANCING SYSTEM

- The system is balanced by adjusting each motor independently
- No balancing dampers required
- Connection terminals for optional wall controls
- Quiet and energy efficient

DEFROST

- Advanced Proportional supply fan shut down defrost sequence
- Defrost type: Evacuation Activated automatically at -5°C (23°F)

DUCT CONNECTIONS

- Insert Slide & Fix (ISF™), removable collars system
- Four (4) 6" (152.5 mm) dia. round double collar.

MOUNTING

- Adjustable mounting strap system

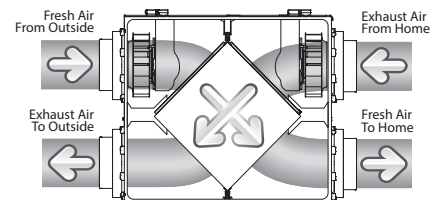
FILTERS

- Two (2) Fiberbond washable - 11¹¹/₁₆" x 14³/₄" x ⁵/₈" (297 mm x 375 mm x 15.9 mm)
- UL Class 2

WARRANTY

- 10 year limited warranty on motors
- 5 year limited warranty on parts
- Lifetime limited warranty on Heat Recovery Core

AIRFLOW



Imperial Air Technologies

480 Ferdinand Blvd.,
Dieppe, NB Canada E1A 6V9

Toll free: 1 888 724-5211

Fax: 1 (506) 388-4633

Visit us at: www.greentek.ca / www.imperialgroup.ca

PP0767 / MAR2017



Imperial Air Technologies Inc. reserves the right to modify a product, without prior notice, whether in design, colour or specifications, in order to offer at all times a quality product that is highly competitive. Please consult your national and local building codes to find out whether the installation of electrical products requires the services of a certified technician or electrician. Greentek™ is a registered Trademark used under license by Imperial Sheet Metal Ltd. All rights reserved.

ENGINEERING DATA PH 10.22 HRV

SPECIFICATIONS PH 10.22 HRV

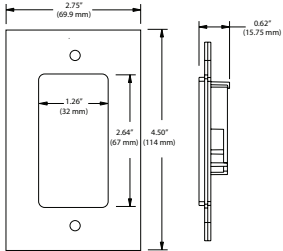
Dimensions	29½" x 22½" x 16½" (749.3 mm x 571.5 mm x 419.1 mm)
Duct Connections	Four (4) 6" (152.5 mm) dia. ISF double collar system
Airflow Rates	70 CFM (33 L/s) to 220 CFM (104 L/s)
Motor	Two (2) PSC variable speed backward curved
Voltage	120 VAC @ 60 Hz / 1 Phase
Amperage	1.5 A / 142 watts
Type of heat exchanger	Cross-flow polypropylene
Exchange surface	150 ft ² (13.9 m ²)
Defrost type	Evacuation
Filters	Two (2) Fiberbond washable
Drain Connection	½" (12.7 mm)
DuoTrol	Integrated Balancing System
Actual Weight	51 lbs (23.1 Kg)
Shipping Weight	58.5 lbs (26.5 Kg)
Certification	HVI, cCSAUs, CSA 22.2 N ^o .113 Complies with UL 1812

OPTIONAL WALL CONTROLS

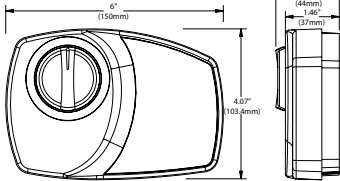
Digital	EHC1.0TC and EHC1.5DC
Mechanical	RD-1, RD-2, RD-3P and RD-4P
Timers	T3 (20, 40, 60 minutes)

WALL CONTROL DIMENSIONS

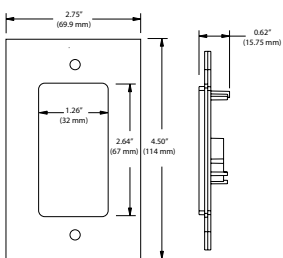
EHC1.0 & EHC1.5



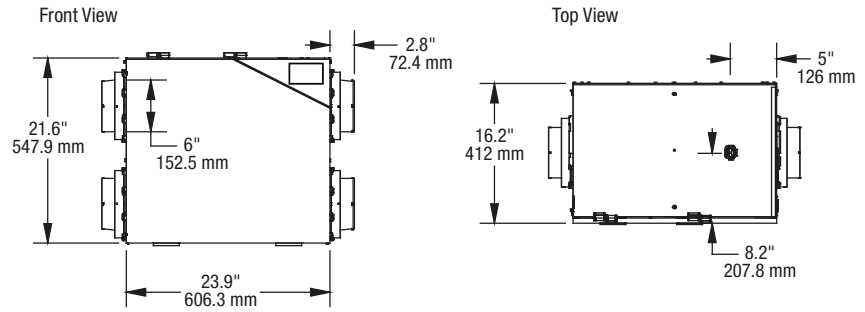
Mechanical



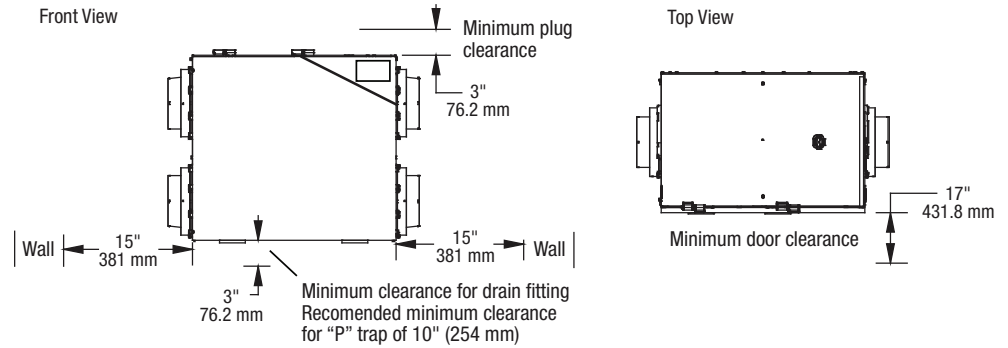
T3 Timer



DIMENSIONS DATA

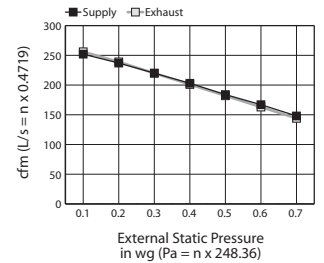


MINIMUM CLEARANCE DATA



VENTILATION PERFORMANCE

External Static Pressure	Net Supply Air Flow		Gross Air Flow Supply		Gross Air Flow Exhaust			
	Pa	in. wg	L/s	CFM	L/s	CFM	L/s	CFM
25	0.1		119	252	119	252	121	256
50	0.2		111	235	112	237	113	239
75	0.3		103	218	104	220	104	220
100	0.4		95	201	96	203	95	201
125	0.5		86	182	87	184	86	182
150	0.6		79	167	79	167	77	163
175	0.7		70	148	70	148	68	144



ENERGY PERFORMANCE

	Supply Temperature		Net Air Flow		Power Consumed	Sensible Recovery Efficiency	Adjusted Sensible Recovery Efficiency
	°C	°F	L/s	CFM	Watts	SRE %	ASRE %
HEATING	0	32	29	61	62	75	82
	0	32	43	91	74	72	78
	0	32	60	127	92	67	72
	-25	-13	33	70	59	58	61

Quoted by:	Date:
Project:	Remarks:
Quantity:	
Model:	
Site:	
Architect:	
Engineer:	
Contractor:	